



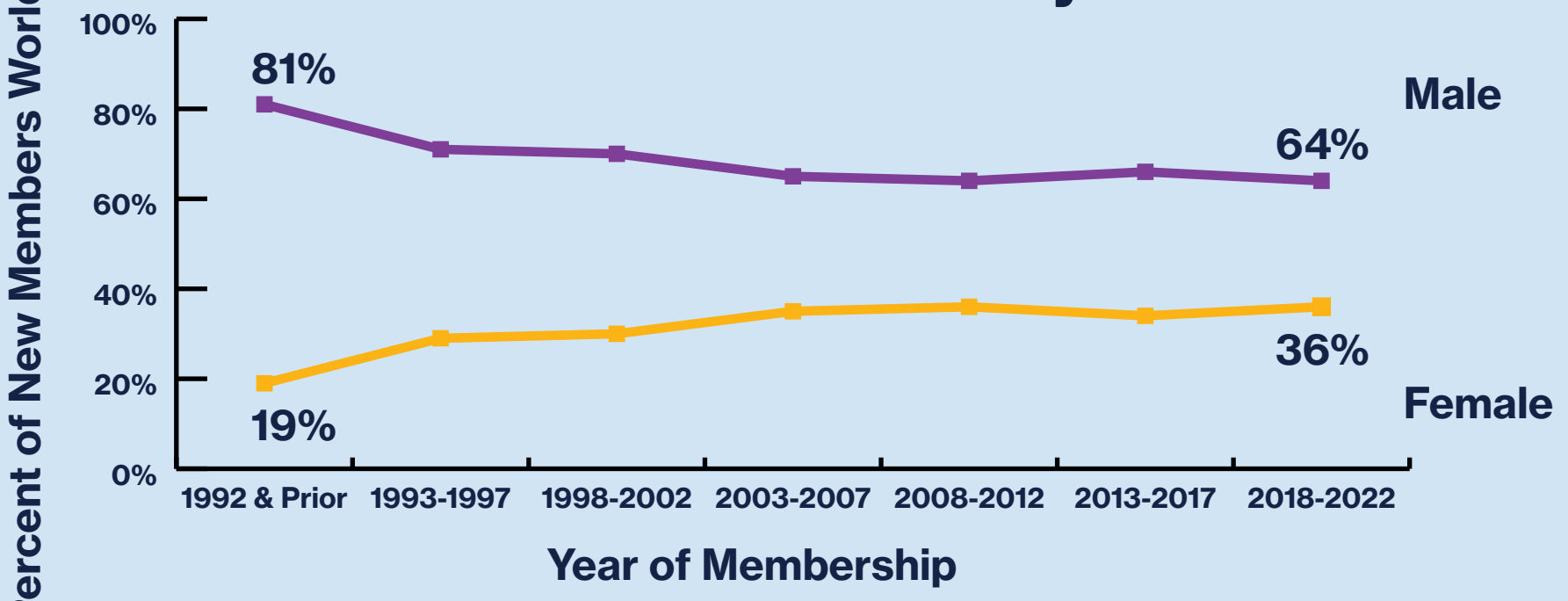
# CAS SPOTLIGHT ON DIVERSITY 2022

## WORLDWIDE MEMBERSHIP OVER TIME

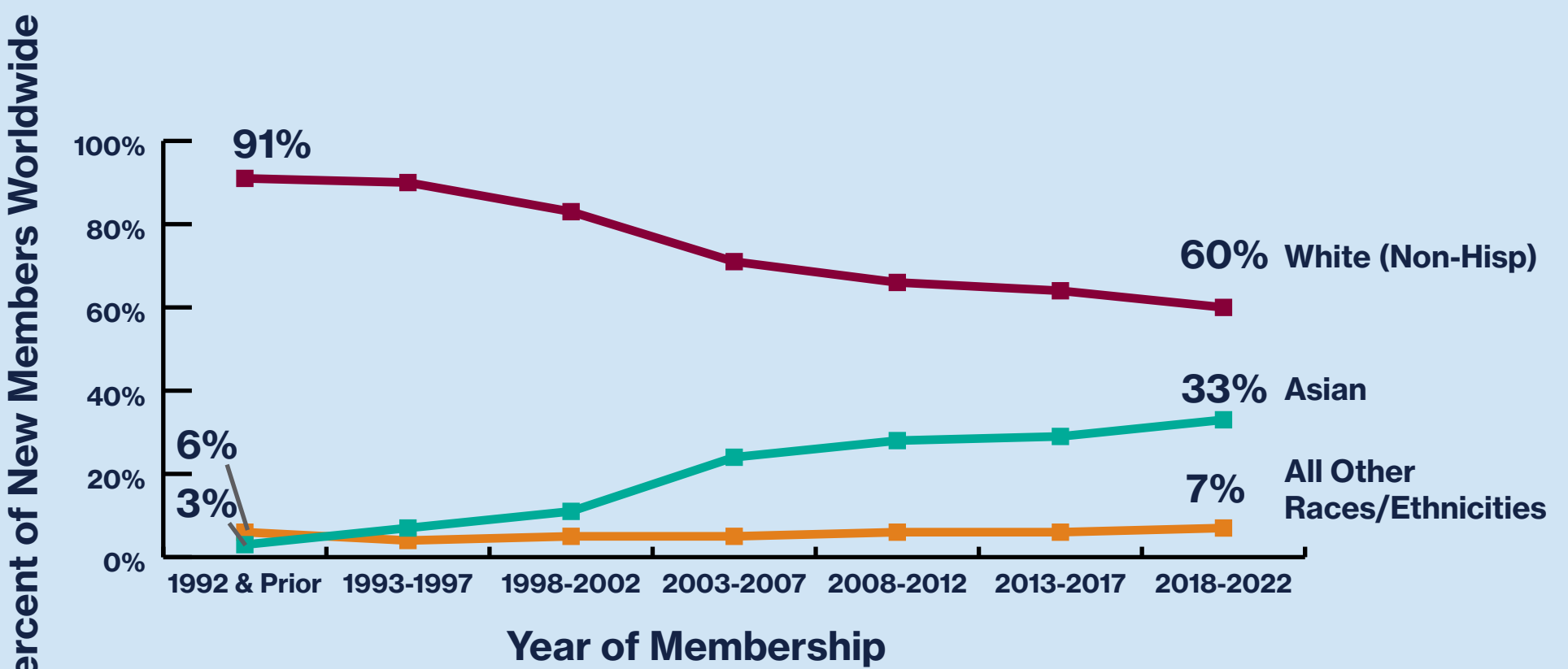
Membership Data as of December 2022

The CAS is sharing demographic data of members and candidates to be transparent about our diversity efforts and hold ourselves accountable.


### Increasing trend in female representation has stalled in last 20 years.



### Minimal increase in representation of Black, Latino and Indigenous members in last 20 years.



1992 & Prior	1993-1997	1998-2002	2003-2007	2008-2012	2013-2017	2018-2022	
0%	0%	1%	2%	1%	2%	2%	Latino
1%	1%	1%	1%	2%	2%	2%	Black
Less than 1.0% of new members in all periods							Multiple Races
Less than 0.5% of new members in all periods							Pacific Islander
Less than 0.5% of new members in all periods							Indigenous
4%	1%	2%	1%	2%	2%	1%	Other



## GET INVOLVED

JOIN THE DIVERSITY IMPACT GROUP TO VOLUNTEER AND SHARE YOUR IDEAS

AT [COMMUNITY.CASACT.ORG](https://community.casact.org)