



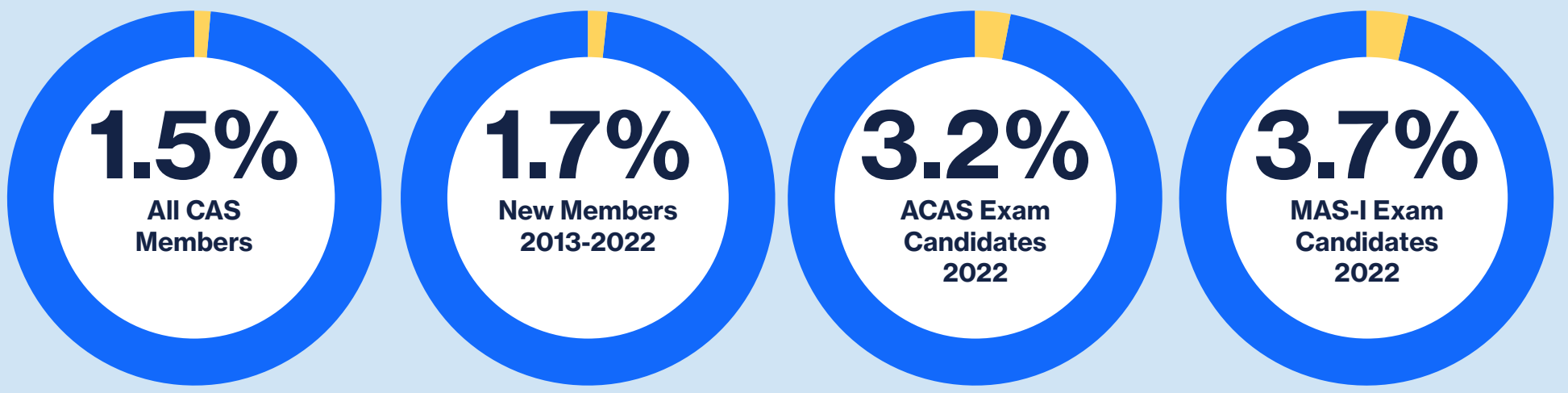
# CAS SPOTLIGHT ON DIVERSITY 2022

## BLACK COMMUNITY IN THE CAS

United States Membership and Candidate Data as of December 2022

The CAS is sharing demographic data of members and candidates to be transparent about our diversity efforts and hold ourselves accountable.

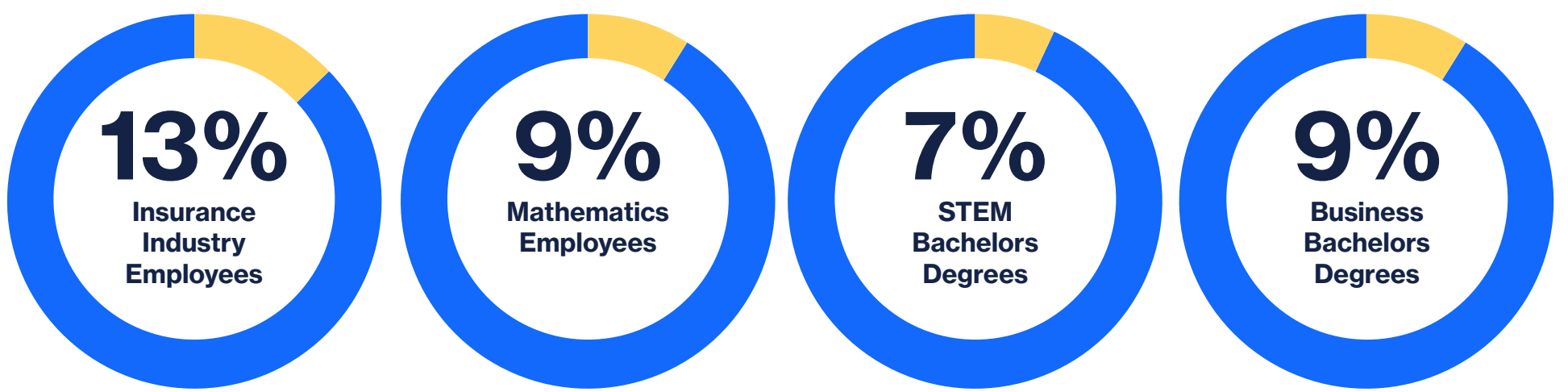
### CAS Community Today



78% of US members, 91% of US members in the last 10 years, 92% of US ACAS candidates in 2022, and 93% of US MAS-I candidates in 2022 voluntarily reported their race/ethnicity.

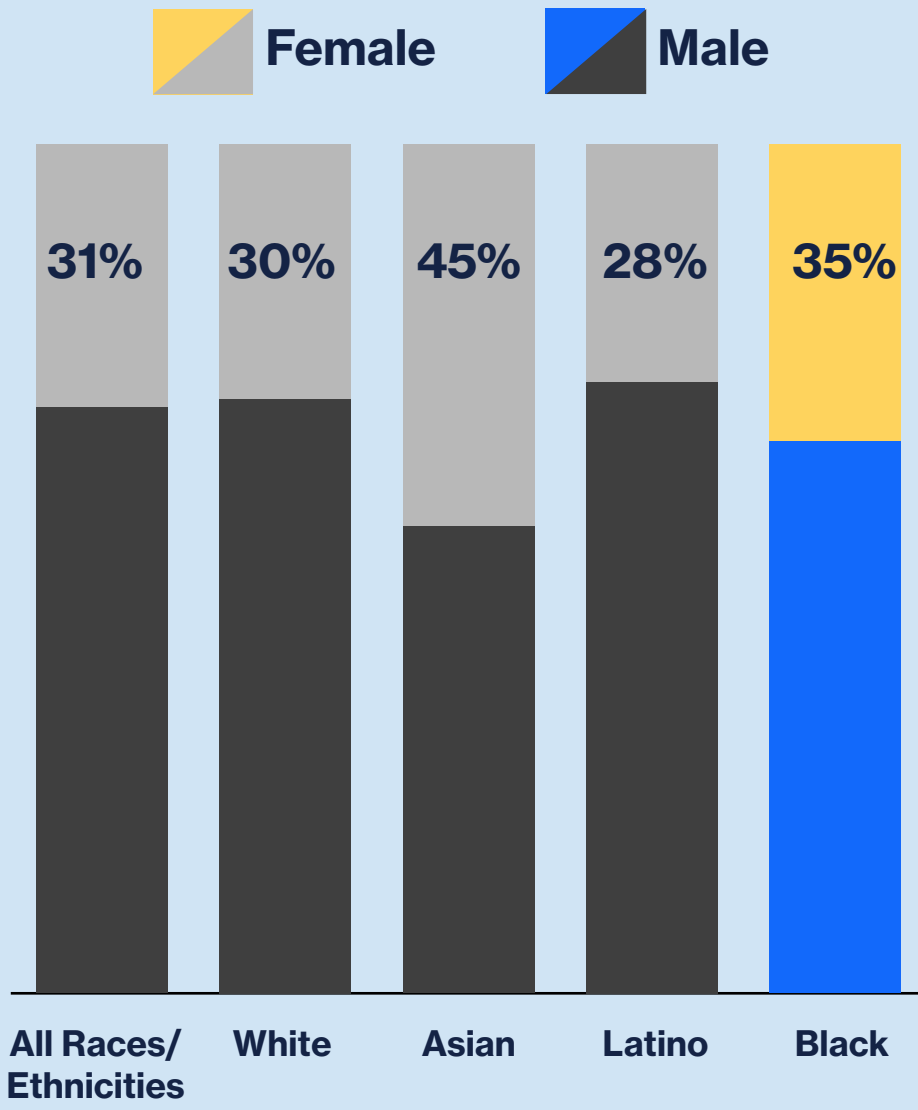
### Comparison to External Benchmarks

Black people make up 12% of the US population Ages 25 & Up



US population, Ages 25 and up, estimated for 2019 by US Census Bureau, Population Division.  
 Insurance Industry Employees in 2021 based on Bureau of Labor Statistics Current Population Survey.  
 Mathematics Employees from 2017-2019 based on Pew Research Center analysis of American Community Survey.  
 Science, Technology, Engineering and Math (STEM) and Business Bachelors Degree Conferred in 2019-2020 based on National Center for Education Statistics Digest of Education Statistics.

### Gender Breakdown of Worldwide Black Members Compared to All Members



### Percent of Worldwide Black CAS Members in Leadership Roles



## GET INVOLVED



**IABA**  
INTERNATIONAL ASSOCIATION OF BLACK ACTUARIES



SUPPORT THE INTERNATIONAL ASSOCIATION OF BLACK ACTUARIES AT [BLACKACTUARIES.ORG](http://BLACKACTUARIES.ORG)

JOIN THE DIVERSITY IMPACT GROUP TO VOLUNTEER AND SHARE YOUR IDEAS AT [COMMUNITY.CASACT.ORG](http://COMMUNITY.CASACT.ORG)

If you want to make sure that your demographic information is included in these metrics, please log on to the CAS website and update your membership profile.