



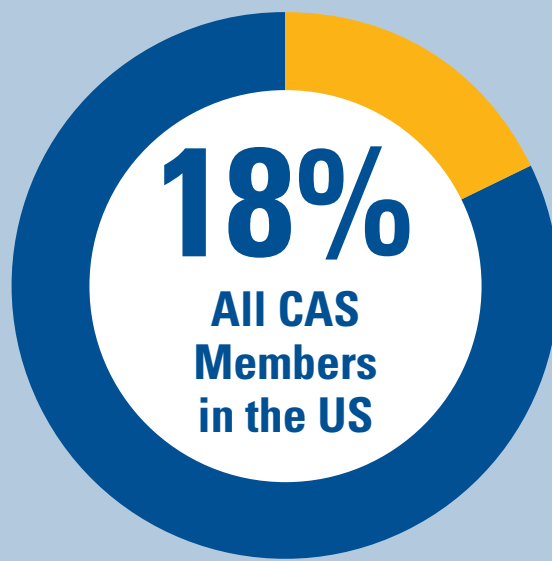
CAS SPOTLIGHT ON DIVERSITY 2020

ASIAN MEMBERS IN THE CAS

Membership data as of June 2020

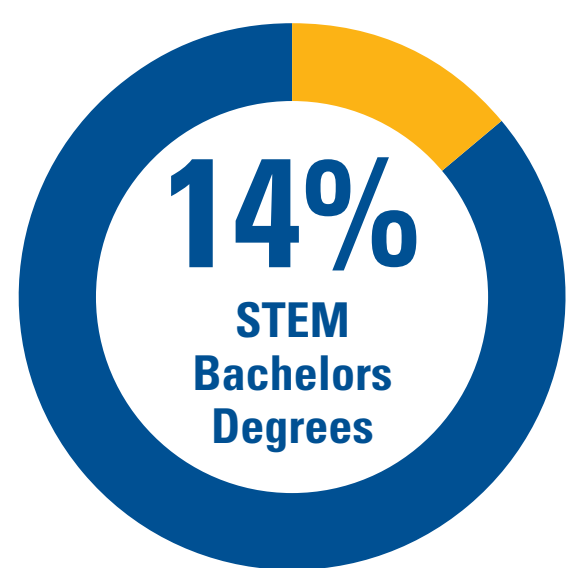
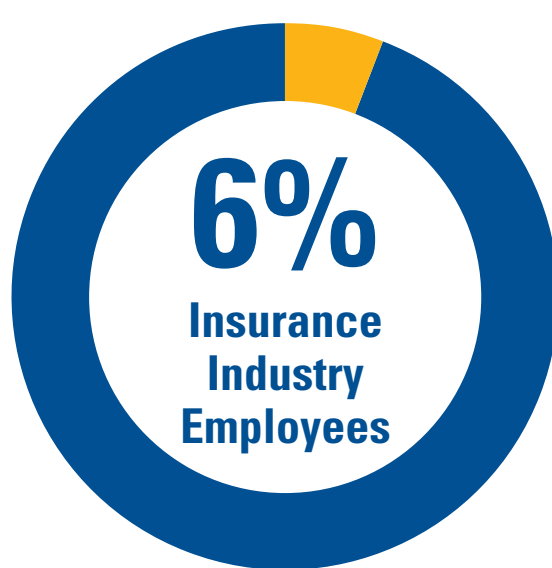
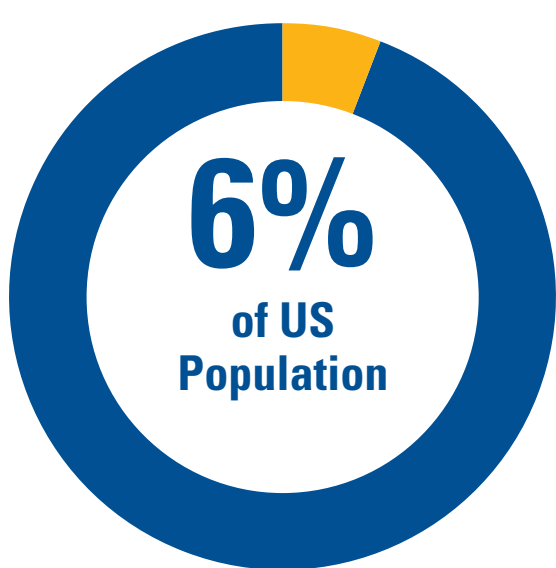
The CAS is sharing demographic data of members and candidates, along with our goals for demographics in the future, to be transparent about our diversity and hold ourselves accountable.

Asian CAS Members Today



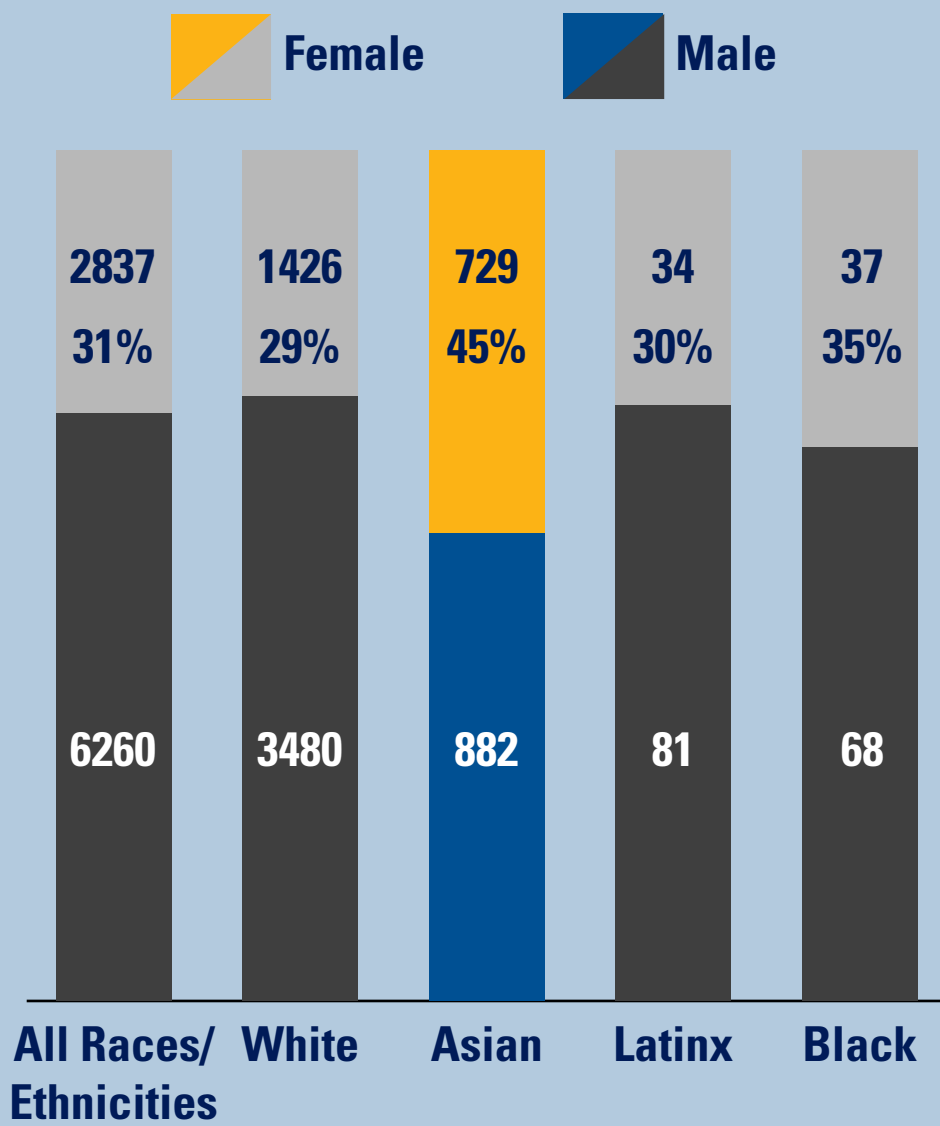
Out of the 76% of all CAS members worldwide that self-report their race/ethnicity and 91% of new members in the US since 2010. In 2019, only 38% of CAS exam candidates in the United States reported race/ethnicity - efforts are underway to increase reporting rates.

Comparison to External Benchmarks



US population, Ages 25 and up, for 2018 based on US Census Bureau Current Population Survey data.
Insurance Industry Employees in 2019 based on Bureau of Labor Statistics Current Population Survey
Science, Technology, Engineering and Math (STEM) Bachelors Degree Conferred in 2017-2018 based on National Center for Education Statistics Digest of Education Statistics

Gender Breakdown of Asian Members Compared to All Members



Percent of Asian CAS Members in Leadership Roles



Asian members are a significant portion of CAS members in the US and around the world, but this group is underrepresented within CAS leadership. The CAS is considering recommendations to promote inclusion and to increase diversity within our volunteer leadership.

YOU CAN HELP US GET THERE



JOIN THE DIVERSITY IMPACT GROUP TO VOLUNTEER AND SHARE YOUR IDEAS AT COMMUNITY.CASACT.ORG

If you want to make sure that your demographic information is included in these metrics, please log on to the CAS website and update your membership profile.