




CAS SPOTLIGHT ON DIVERSITY 2020

LATINX MEMBERS IN THE CAS

Membership data as of June 2020

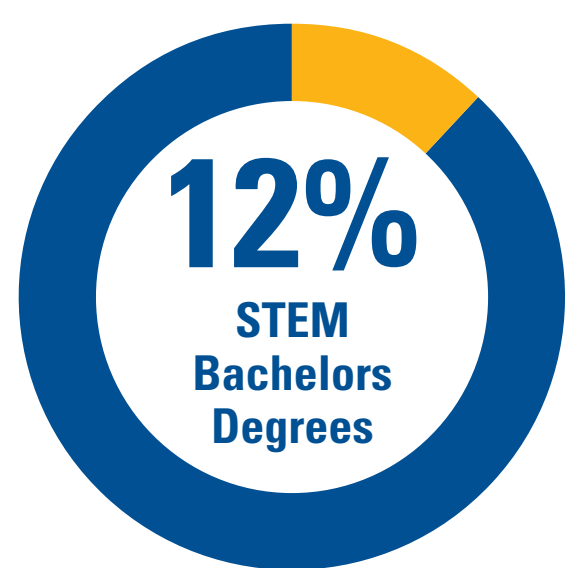
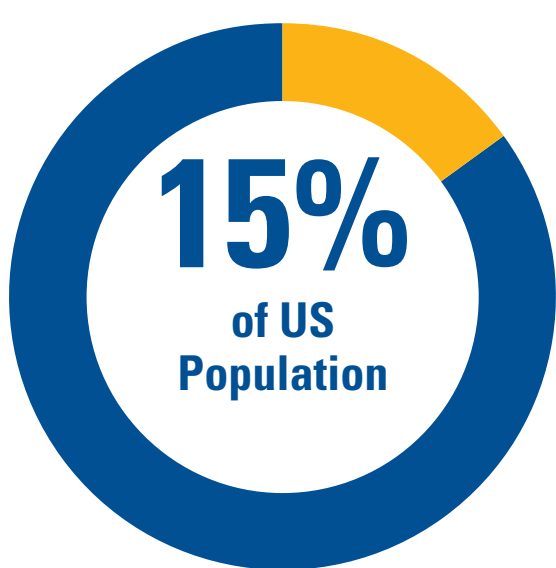
The CAS is sharing demographic data of members and candidates, along with our goals for demographics in the future, to be transparent about our diversity and hold ourselves accountable.

Latinx CAS Members Today



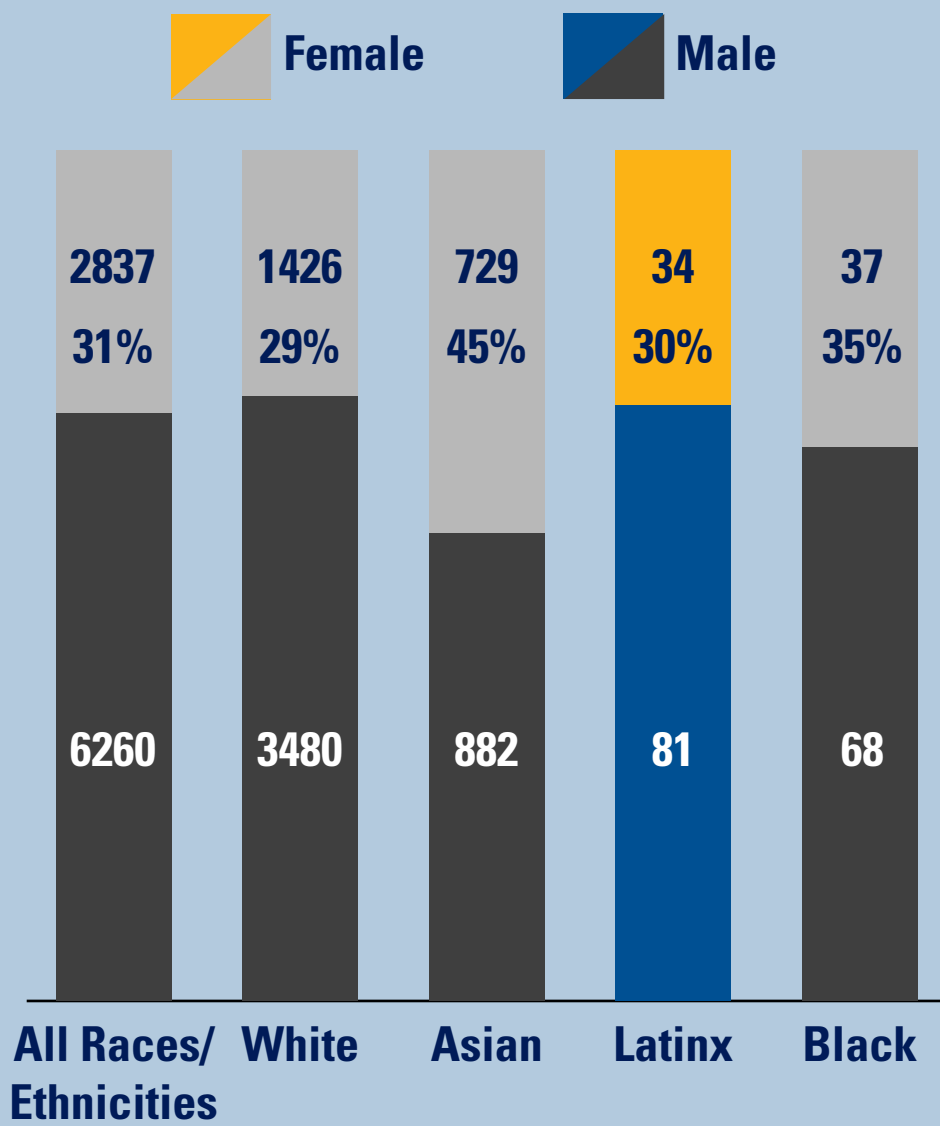
Out of the 76% of all CAS members worldwide that self-report their race/ethnicity and 91% of new members in the US since 2010. In 2019, only 38% of CAS exam candidates in the United States reported race/ethnicity - efforts are underway to increase reporting rates.

Comparison to External Benchmarks

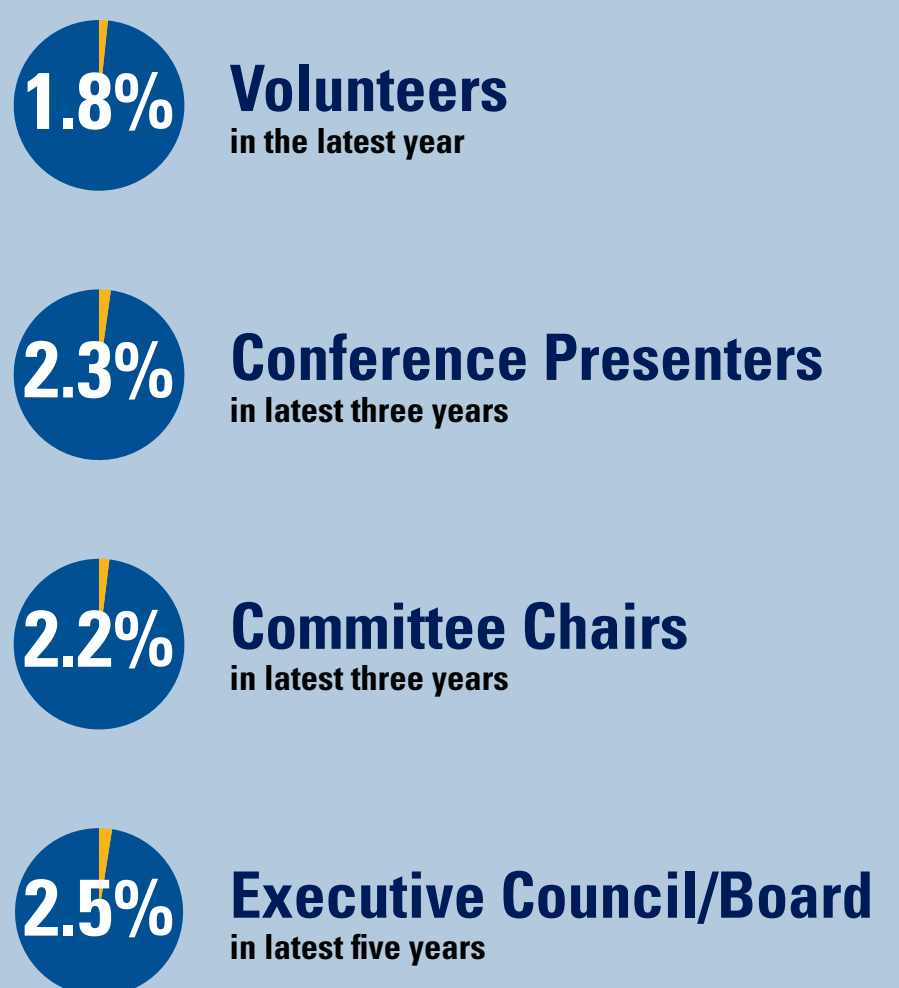


US population, Ages 25 and up, for 2018 based on US Census Bureau Current Population Survey data.
Insurance Industry Employees in 2019 based on Bureau of Labor Statistics Current Population Survey
Science, Technology, Engineering and Math (STEM) Bachelors Degree Conferred in 2017-2018 based on National Center for Education Statistics Digest of Education Statistics

Gender Breakdown of Latinx Members Compared to All Members



Percent of Latinx CAS Members in Leadership Roles



CAS GOALS FOR REPRESENTATION OF LATINX MEMBERS

2026-2030: 8% OF NEW MEMBERS

2031-2035: 16% OF NEW MEMBERS

YOU CAN HELP US GET THERE



SUPPORT THE ORGANIZATION OF LATINO ACTUARIES
AT LATINOACTUARIES.ORG



JOIN THE DIVERSITY IMPACT GROUP TO VOLUNTEER AND SHARE YOUR IDEAS
AT COMMUNITY.CASACT.ORG

If you want to make sure that your demographic information is included in these metrics, please log on to the CAS website and update your membership profile.