



**Robemaking, Product
and Modeling
Virtual Seminar**
July 28-29, 2020 • Online Event

VIRTUAL
SNEAK PEEK



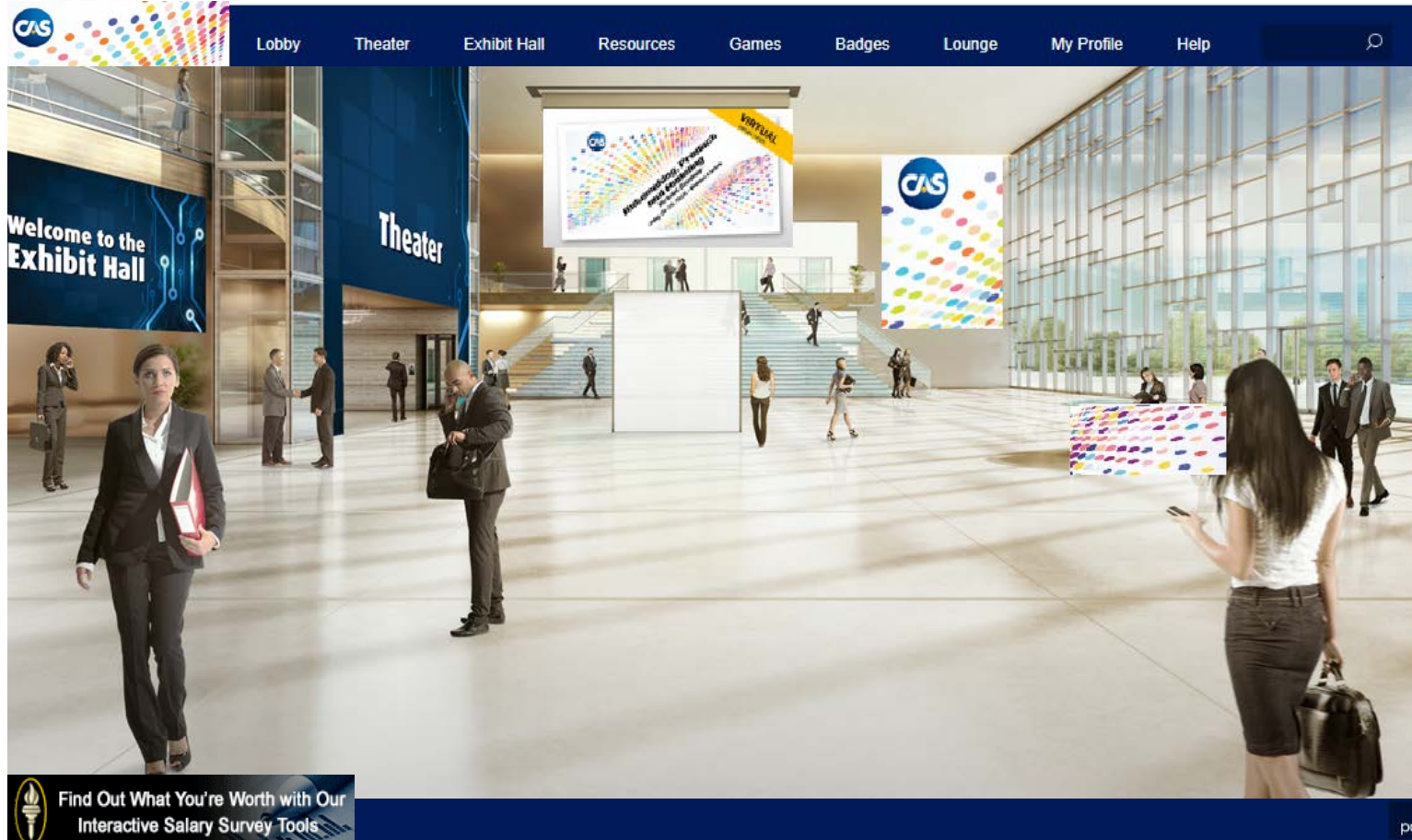
Ratemaking, Product and Modeling Virtual Seminar

The **Virtual Ratemaking, Product, and Modeling Virtual Seminar** will leverage the same platform as the award-winning 2019 CAS InFocus Virtual Seminar, which was recognized with an award for excellence in e-learning programs by Association Trends. The CAS has prepared these slides to give attendees a snapshot of the platform, which will enhance your professional education and meeting experience far beyond a typical webinar.

(Content provided by Intrado – Digital Media.)

Lobby

After logging into the event you will be taken to the Lobby area. From the Lobby, you can visit the main areas of the event by clicking on the listing or utilizing the navigation bar.



“It was a very positive experience. The platform was very impressive, including the virtual activities you could explore.”

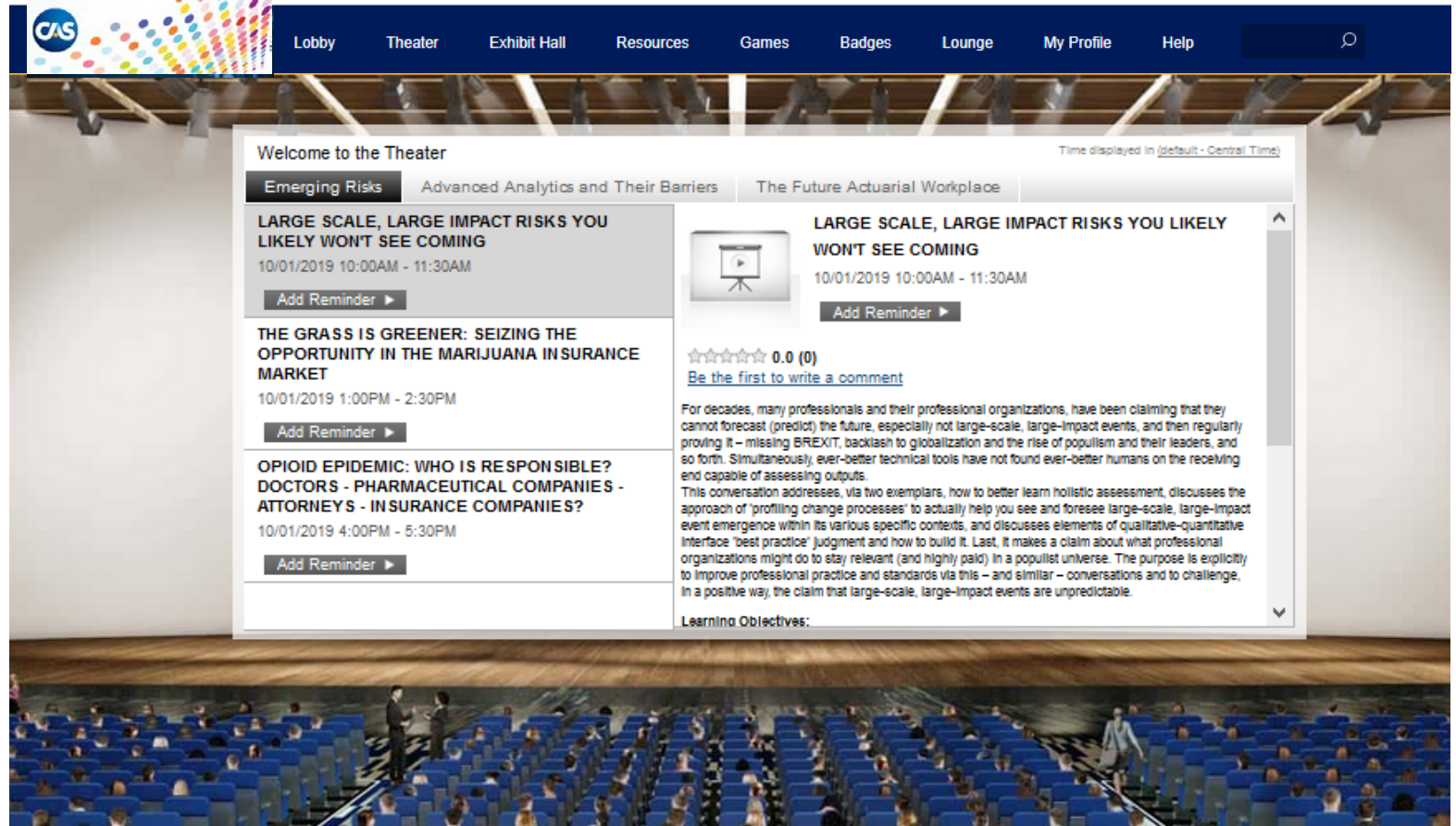
- Jay Gotelaere, Executive Vice President – Global Risk Consulting Commercial Risk Solutions at Aon

Theater

Navigate to the Theater tab to view the sessions and demos, live and on-demand.
By clicking on a session, you will see more detail on content and speakers.

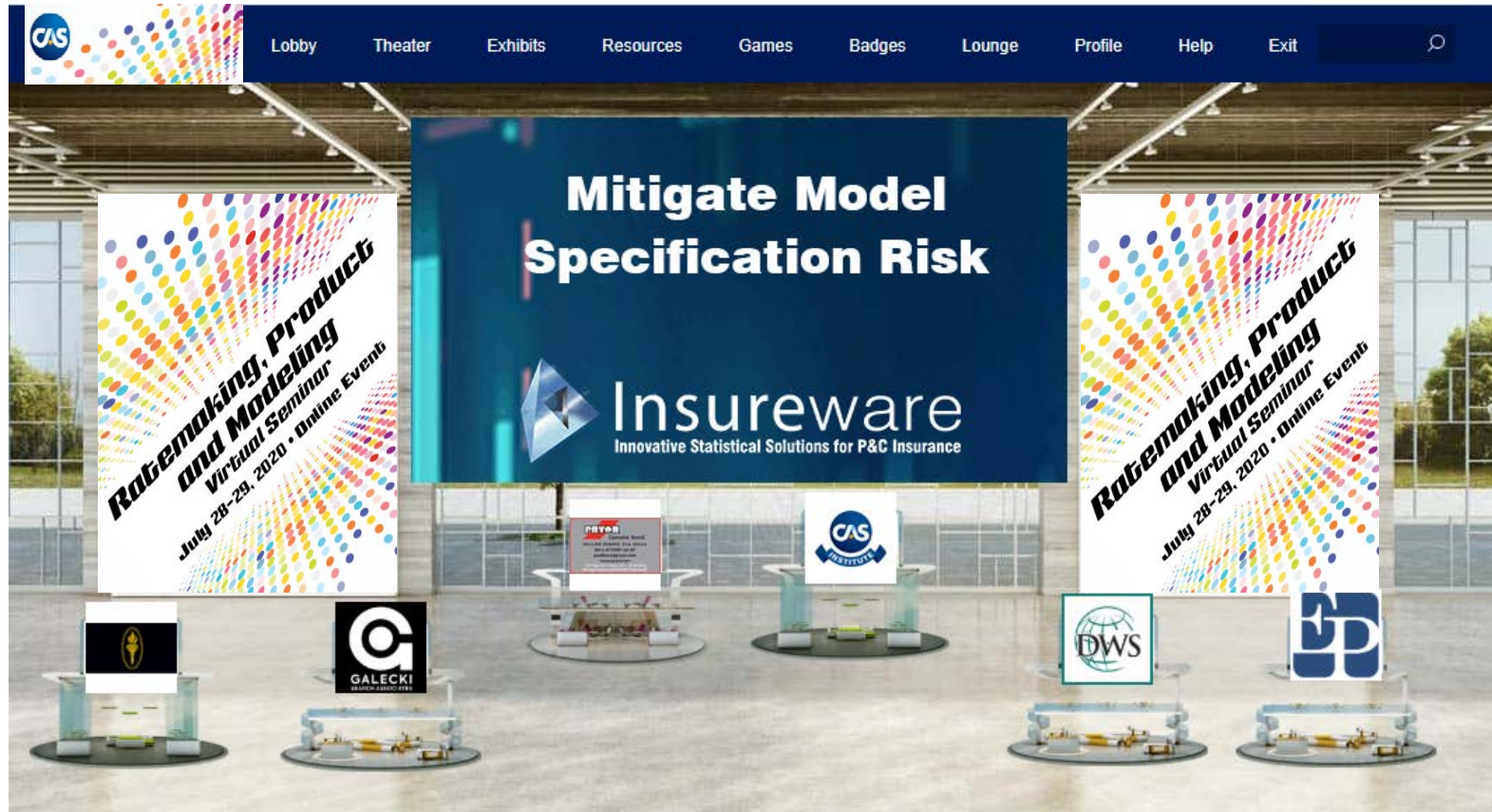
“Three things I enjoyed about the event were the content, the presenters, and the attendees. The decentralized learning environment challenged presenters to find inventive ways to engage with the audience and vice versa. During our session, we conducted live polls with minimal preconceptions regarding how the audience might respond. Their sometimes-surprising answers helped turn the presentation into an interactive conversation we hoped for.”

- Jim Weiss, Assistant Vice President
at Crum & Forster



Exhibits

By clicking on the Exhibits tab on the top navigation, you will be taken to the Exhibit Hall, where you can visit booths, download/view content, and engage with booth staff.

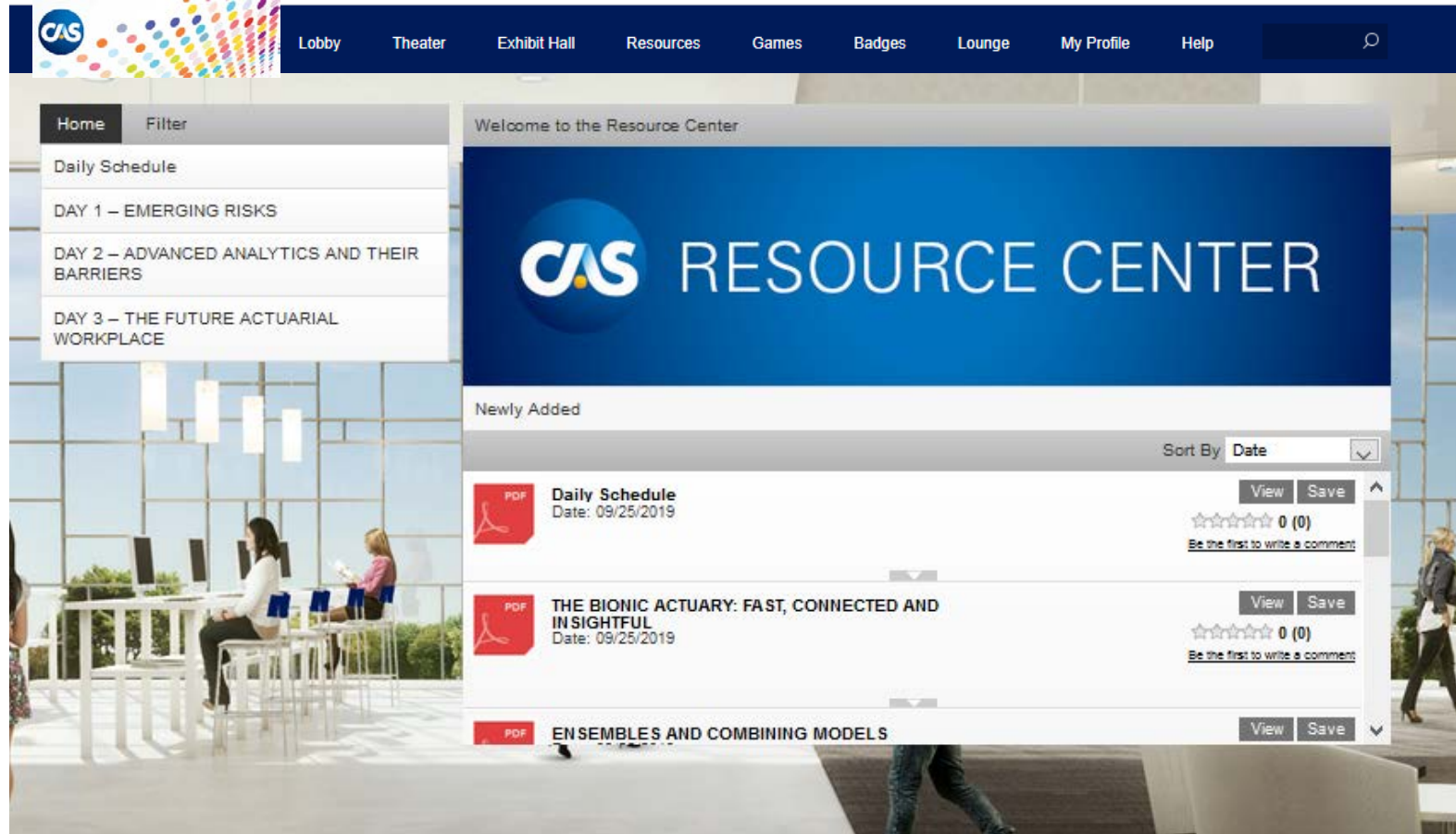


“The virtual exhibits were a cool feature and the virtual networking was a good idea...”

- Joe Izzo, Senior Vice President, Insurance Programs Operations at ISO

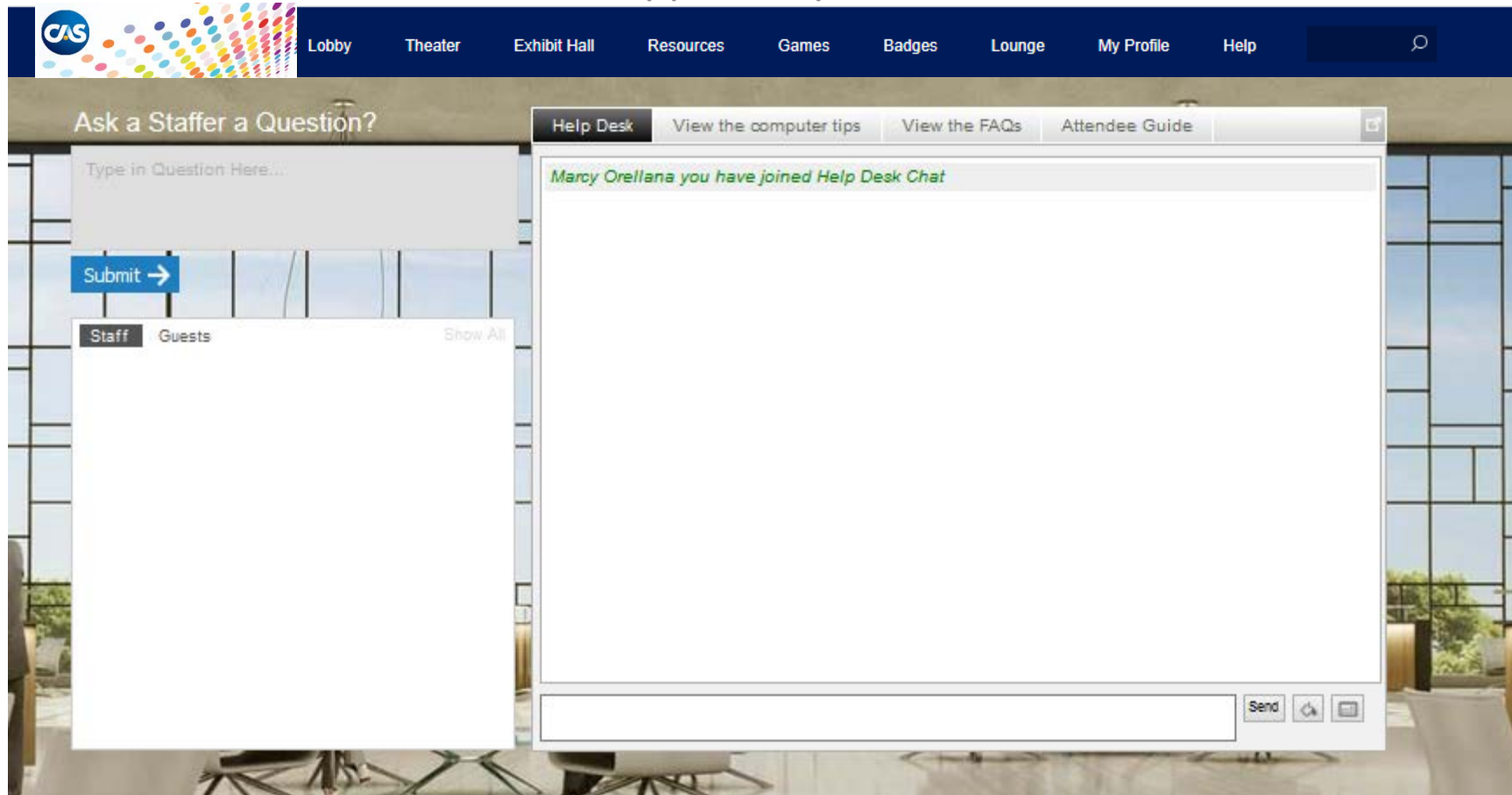
Resources

The Resource Center is your digital library to browse content by subject across the different areas of the event. Select the content for immediate viewing or save to your briefcase for review or download at your convenience.



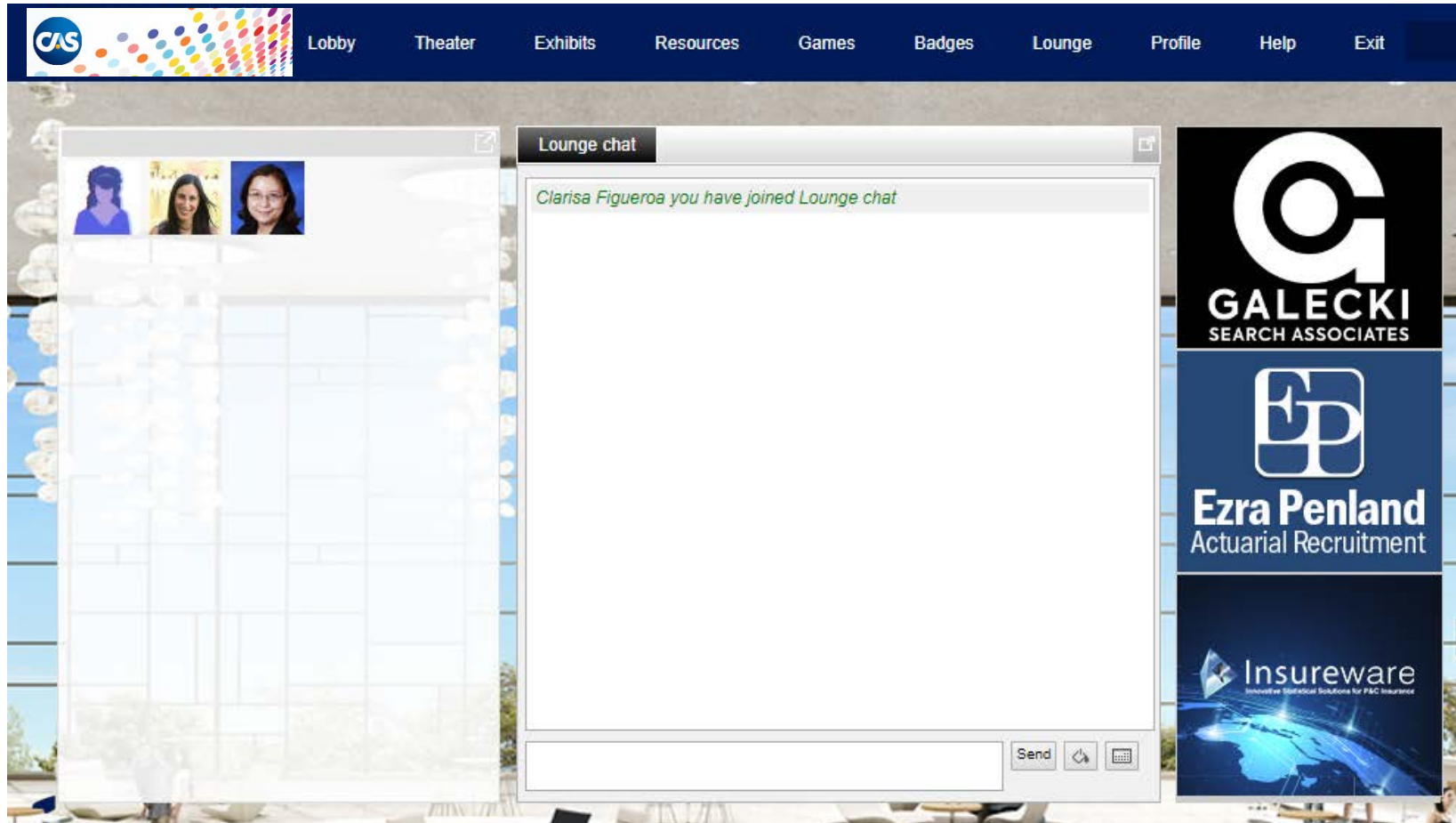
Help Desk

The Help Desk is available for any technical support issues you have while interacting in the virtual event. There are helpful resources available to you such as guides, FAQs, and support documentation to aid in troubleshooting support requests.



Lounge

The Lounge is a great place to communicate and network with attendees, speakers and sponsors.



"The virtual chat was my favorite feature and I encourage others who partake to do more "networking" since it's the best way to participate. Find some folks after a presentation and ask them what they got out of it. Make a connection or two!"

- **Steve Armstrong, CAS President**

Badge Leaderboard

Here you can view all achievement badges, the top point earners, your points, and participants for each achievement badge. There are many great ways to achieve points for activity inside the environment through the Achievement Badges.

The screenshot shows the CAS (Casualty Actuarial Society) website's Achievement Badges section. The top navigation bar includes links for Lobby, Theater, Exhibit Hall, Resources, Games, Badges, Lounge, My Profile, and Help. The main content area is divided into two panels. The left panel, titled 'Overall', displays the 'Overall Points Leader' table. The right panel, titled 'Badge Qualifications', lists five badges with their respective icons and requirements.

Overall Points Leader
View a list of all the participants that have earned achievements and their point values. You can filter each section by selecting the title. The top 10 highest scorers are displayed at the top of the list with your entry highlighted. Click on any user's entry to see their profile.

Rank	Name	Company	Points
1	Nora Potter	Casualty Actuarial Society	150

Badge Qualifications

- Avid Reader**
Become Avid Reader by downloading at least 4 documents/links in the Resource Library.
- Profile Master**
Become a Profile Master by updating your profile.
- Session Seeker**
Attend 3 live presentations during the event to earn the Session Seeker badge.
- Thought Leader**
Post 3 comments in any of the session chats to earn the Thought Leader badge.
- Social Butterfly**
Become a Social Butterfly by networking with your peers one-on-one.

Communication Center

There are 4 types of 1-on-1 communication with other attendees:

1. Email messages
2. Chats
3. vCards
4. Connections

If you receive an email, Vcard, chat request, connection, or announcement, you will be notified via a communication bubble on your screen. By clicking on the communication notification, you will be taken to the indicated item.

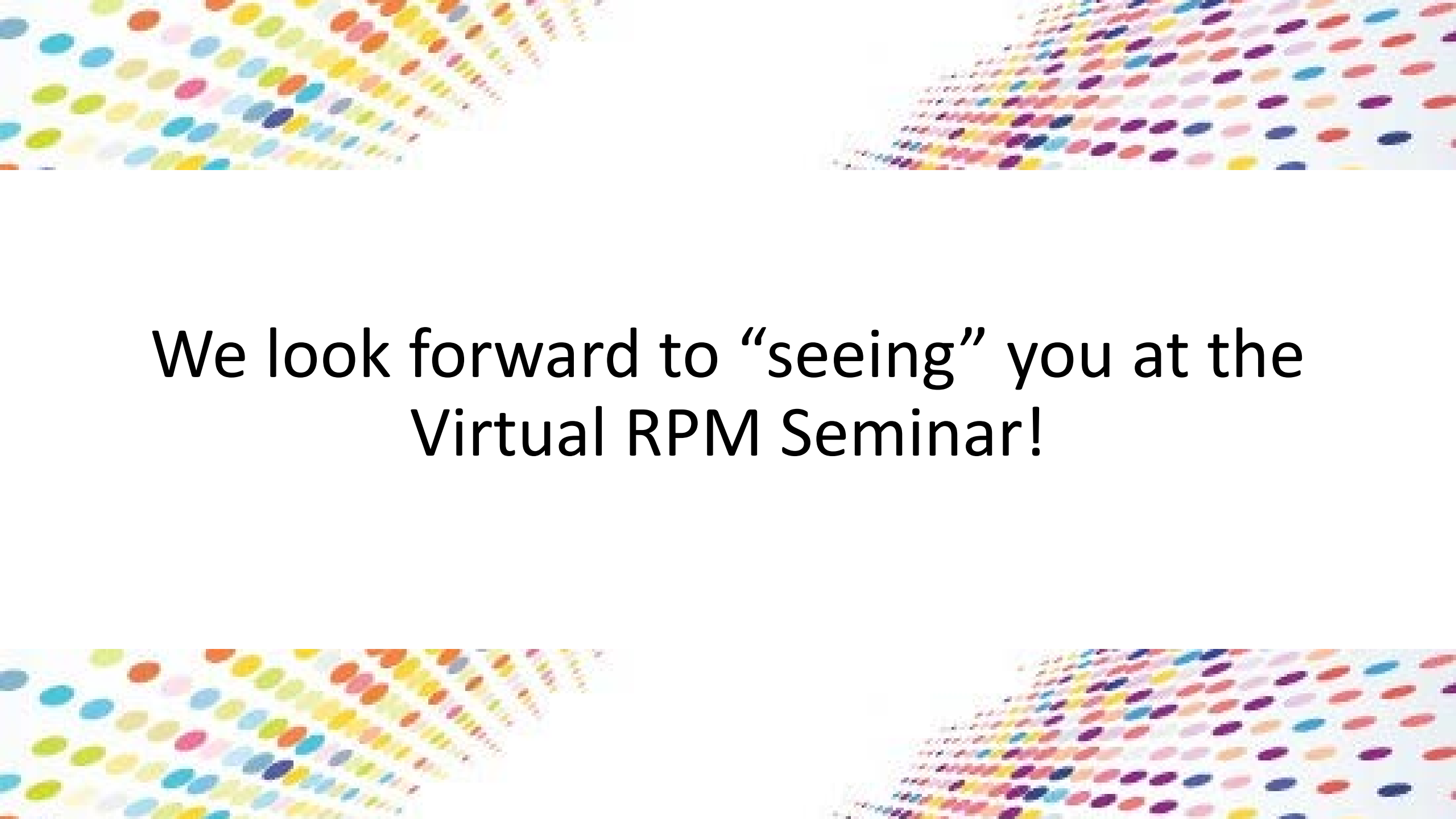


Access

You can enter the event beginning on June 1, 2020

- As a [2020 Virtual RPM Seminar](#) attendee, you will be able to enjoy a unique, interactive learning experience from the comfort and convenience of your home or office.
- You can find everything you need to access the event in the Registration Confirmation email you receive upon registration.
- To make sure your computer, internet connection, and sound are ready to go, take a moment to test your system or device in advance.





We look forward to “seeing” you at the
Virtual RPM Seminar!