

Raising Your Actuarial IQ
(Improving Information Quality)

CAS Data Management Educational
Materials Working Party

Disclaimer

This presentation and the working party's other work products express the opinions of the members of the working party and not necessarily those of their employers or of the Casualty Actuarial Society

Presenters

Moderator: **Robert Campbell**
Assistant Vice President of Actuarial Services,
Lombard Canada Ltd.

Panelists:

David Hudson
Regional Actuary, Travelers

Thomas A. Nowak FIDM CPCU
Vice President – Domestic Brokerage Group,
American International Group, Inc.

Virginia Prevosto
Vice President of Insurance Information
Products and Analytics, ISO

AGENDA

- **Introduction: how the “Actuarial IQ” paper came about**
- Data Life Cycle: quality in every step
- Data Management Best Practices
- Conclusion and where to go for more information

AGENDA: Introduction

How the “Actuarial IQ” paper came about:

- Should actuaries care about data quality?
- Working Party formation
- IDMA involvement
- Working Party publications
- The “Actuarial IQ” paper

2006 GIRO Data Quality Survey

- GIRO is the General Insurance Research Organisation; the property & casualty branch of the British actuarial profession
- Formed a working party to explore the impact of data quality on actuarial work and to make recommendations
- Working party’s final report is “Dirty data on both sides of the pond” published in the Winter 2008 edition of the CAS *eForum*

2006 GIRO Data Quality Survey

- Working party conducted an informal survey in Britain, the U.S. and Canada
- Two questions:
 1. What percentage of time is spent on data quality issues?
 2. What proportion of projects are adversely affected by such issues?

Survey Conclusions

- Data quality issues have a significant impact on the work of general insurance (P&C) actuaries:
 - About a quarter of their time is spent on such issues
 - About a third of projects are adversely affected

Working Party Formation

- The closest thing to data quality on the CAS syllabus are introductions to statistical plans
- The CAS Data Management and Information Committee realized that SOX and Predictive Modeling have increased the need for quality data
- So they formed the CAS Data Management Educational Materials working party to find and gather materials to educate actuaries

IDMA Involvement

- The working party began by contacting the Insurance Data Management Association (www.idma.org) for a shortlist of materials for a literature review
- James Viverelli, Priscilla Williams and Moshe Hauben of IDMA provided the working party with a list of readings they felt would be particularly appropriate for actuaries
- Gary Knoble of IDMA joined the working party to advise us as we reviewed the materials and developed our work products
- Tom Nowak is our IDMA representative presenting today

CAS Data Management Educational Materials Working Party Publications

- **Book reviews** of data management and data quality texts in the *CAS Actuarial Review* starting with the August 2006 edition
 - These reviews are combined and compared in "**Survey** of Data Management and Data Quality Texts," *CAS Forum*, Winter 2007, www.casact.org
- This presentation** is based on our recently published **paper**:
- "**Actuarial IQ** (Information Quality)" published in the Winter 2008 edition of the *CAS Forum*: <http://www.casact.org/pubs/forum/08wforum/>


"Actuarial IQ" Introduction


- "Introduction to Data Quality and Data Management being written by the **CAS Data Management Educational Materials Working Party**
- Directed at actuarial analysts as much as actuarial data managers:
 - what **every actuary** should know about data quality and data management
- "**Information quality**" because data quality is affected by processes as well as coding


AGENDA

- Introduction: how the “Actuarial IQ” paper came about
- **Data Life Cycle: quality in every step**
- Data Management Best Practices
- Conclusion and where to go for more information

Principles of Data Quality: Perspectives

 ASB – ASOP 23 – “*Data Quality*”

 CAS Management Data and Information Committee: “*White Paper on Data Quality*”

 Richard T. Watson
“*Data Management: Databases and Organization*”

Data Quality Fundamentals: ASOP No. 23

Due consideration to the following:

- **Appropriateness** for intended purpose
- **Reasonableness**
- **Comprehensiveness**
- Any known, material **limitations**
- The cost and feasibility of obtaining **alternative data**
- **The benefit** to be gained from an alternative data set
- **Sampling methods**

White Paper on Data Quality

Evaluating data quality consists of examining data for:

- **Validity**
- **Accuracy**
- **Reasonableness**
- **Completeness**

Watson

18 Dimensions of Data Quality:

- Many overlap with previously mentioned principles.
- Others describe ways of storing data
e.g. Representational consistency, Precision
- Others go beyond data characteristics to processing and management
e.g. Stewardship, Sharing, Timeliness, Interpretation

What is Data Quality?

- Quality data is data that is **appropriate** for its purpose.
- Quality is a **relative** not absolute concept.
 - Data for an annual rate study may not be appropriate for a class relativity analysis.
 - Promising predictor variables in Predictive Modeling may not have been coded or processed with that purpose in mind.

Data Flow

Information Quality involves **all** steps:

- Data Requirements
- Data Collection
- Transformations & Aggregations
- Actuarial Analysis
- Presentation of Results

To improve Final Step:

- Making Decisions

Data Requirements

- Data managers know this step well
- Actuaries receive **no formal training** in Data Requirements concepts or theories
- This creates an **opportunity** for you to partner with your data managers
- One bridge that you can build with your data managers is to ask them to review the available **metadata** with you

Metadata

Big help in describing Data Requirements – **Metadata!**

- Data that Describes the Data
 - Key Data Management Tool
 - Reduces Risky Assumptions

E.g., does CWP mean...
 Closed with Payment?
 Closed without Payment?

What is in Metadata?

- Business Rules
 - Data Elements
 - Definition of Field, e.g.,
 - How Claims are Defined
 - How Exposure is Calculated
 - Format of Field
 - mm/dd/yyyy
 - ###0.00
 - Valid Values and Interdependencies
 - Alpha Only
 - Driver = Yes and Age > 15

What is in Metadata?

- Data Processing Rules
 - How Database is Populated
 - Sources of Data
 - Handling of Missing Data

What is in Metadata?

- Report Compilation and Extraction Process
 - How Data is Selected or Bypassed
 - Fiscal Period
 - Accounting Date for Transactions
 - Actuarial Evaluation Date
 - Calculations
 - Mappings

What is in Metadata?

- Other
 - Process Flow Documentation
 - Versioning

Why Actuaries Need Metadata

- Can result in better analyses
- Can avoid being misinformed about data or what it represents
- Can identify if anything changed during the experience period
 - But only if
 - They ask to receive this
 - Actually compare metadata lists / files

Example of Metadata

- Statistical Plans in the Property Casualty Insurance Industry
 - General Reporting Requirements
 - Data Element Definitions
 - Standardize Data to the Extent Possible

Step 0
Data Requirements

Step 1
Data Collection

Step 2
Transformations
Aggregations

Step 3
Analysis

Step 4
Presentation of
Results

Final Step
Decisions

Data Collection

- Data supplier management
 - Let suppliers know what you want
 - Provide feedback to suppliers
- Balance the following
 - Known issues with supplier
 - Importance to the business
 - Supplier willingness to experiment together
 - Ease of meeting face to face

Step 0
Data Requirements

Step 1
Data Collection

Step 2
Transformations
Aggregations

Step 3
Analysis

Step 4
Presentation of
Results

Final Step
Decisions

Transformations and Aggregations

- In this step data are put into standardized structures and then combined into larger, more centralized data sets
- “Actuarial IQ” introduces two ways to improve IQ in this step:
 - Exploratory Data Analysis (EDA)
 - Data Audits

Step 0
Data Requirements

Step 1
Data Collection

Step 2
Transformations
Aggregations

Step 3
Analysis

Step 4
Presentation of
Results

Final Step
Decisions

EDA: Data Preprocessing

```

graph TD
    DS[Data sets] --> SD{{Select Data}}
    SD --> CI[Rational for inclusion]
    CI --> CD{{Clean Data}}
    CD --> DCR[Data Cleaning Report]
    DCR --> CoD{{Construct Data}}
    CoD --> DA[Data Attributes]
    CoD --> GR[Generate records]
    GR --> ID{{Integrate Data}}
    ID --> MR[Merged records]
    MR --> FD{{Format Data}}
    
```

Step 0
Data Requirements

Step 1
Data Collection

Step 2
Transformations
Aggregations

Step 3
Analysis

Step 4
Presentation of Results

Final Step
Decisions

EDA: Overview

- Typically first step in analyzing data
- Purpose:
 - Explore **structure** of the data
 - Find **outliers** and **errors**
- Uses simple statistics and graphical techniques
- Examples include histograms, descriptive statistics and frequency tables

Step 0
Data Requirements

Step 1
Data Collection

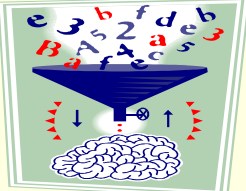
Step 2
Transformations
Aggregations

Step 3
Analysis

Step 4
Presentation of Results

Final Step
Decisions

EDA: Working Example



Step 0
Data Requirements

Step 1
Data Collection

Step 2
Transformations
Aggregations

Step 3
Analysis

Step 4
Presentation of Results

Final Step
Decisions

EDA: Working Example

- Tests → Data Quality
 - Validity
 - Accuracy
 - Reasonableness
 - Completeness
- In-force Premium File for Personal Auto
 - One record per insured vehicle
- Can use Microsoft Excel for Small Data Sets

EDA: Working Example

1. Data Receipt
 - File already had field headings and was parsed
 - Check for "personally identifiable" information and mask if necessary

EDA: Working Example

2. Initial Preparation
 - Add Record ID for each row in data set
 - Insert column number
 - Compile list of data elements
 - Add derived fields such as ZIP Code, County, Term
 - Reformat fields (if necessary)
 - Generate control totals (counts and dollars)

EDA: Working Example

3. Explore Structure of the Data
 - Validity
 - Accuracy
 - Reasonableness
 - Completeness
 - Maintain list of any corrections made to data

Step 0
Data Requirements

Step 1
Data Collection

Step 2
Transformations
Aggregations

Step 3
Analysis

Step 4
Presentation of Results

Final Step
Decisions

EDA: Working Example

4. Final Preparation
 - Delete fields not relevant to analysis, e.g., name of insured, address fields
5. Analysis
 - May need to cycle back as results emerge

Step 0
Data Requirements

Step 1
Data Collection

Step 2
Transformations
Aggregations

Step 3
Analysis

Step 4
Presentation of Results

Final Step
Decisions

EDA: Frequency Table

Category	Count
M	272
S	222
D	2
J	1
Total	500

Step 0
Data Requirements

Step 1
Data Collection

Step 2
Transformations
Aggregations

Step 3
Analysis

Step 4
Presentation of Results

Final Step
Decisions

EDA: Histograms

Step 0
Data Requirements

Step 1
Data Collection

Step 2
Transformations
Aggregations

Step 3
Analysis

Step 4
Presentation of Results

Final Step
Decisions

EDA: Descriptive Statistics

Step 0
Data Requirements

Step 1
Data Collection

Step 2
Transformations
Aggregations

Step 3
Analysis

Step 4
Presentation of Results

Final Step
Decisions

EDA: Descriptive Statistics

Step 0
Data Requirements

Step 1
Data Collection

Step 2
Transformations
Aggregations

Step 3
Analysis

Step 4
Presentation of Results

Final Step
Decisions

EDA: Summary

- Before data is analyzed, it is
 - Gathered
 - Cleaned
 - Integrated
- EDA Techniques used to
 - Explore the data
 - Detect missing values
 - Identify invalid values
 - Highlight outliers

Step 0
Data Requirements

Step 1
Data Collection

Step 2
Transformations
Aggregations

Step 3
Analysis

Step 4
Presentation of Results

Final Step
Decisions

EDA: Summary

- Use histograms, descriptive statistics and frequency tables
- For large data bases
 - Concepts same
 - More automated

Step 0
Data Requirements

Step 1
Data Collection

Step 2
Transformations
Aggregations

Step 3
Analysis

Step 4
Presentation of Results

Final Step
Decisions

Data Audits

- ASOP No. 23 does not require actuaries to audit data, but should understand the process
- **Main Idea:** compare the data intended for use to its original source, e.g., policy applications or notices of loss
- **Accuracy:** follow a sample of statistical back to source documents
- **Completeness:** follow a sample of source documents (records) to the final report

Step 0
Data Requirements

Step 1
Data Collection

Step 2
Transformations
Aggregations


Step 3
Analysis

Step 4
Presentation of Results

Final Step
Decisions

Analysis Quality

Models



On its way to results data can be:

- **Rejected**
 - wrong Format
- **Underutilized**
 - wrong Model
- **Distorted**
 - wrong model
 - Parameterization

Analysis is a crucial component in the overall process quality

Model Quality

Section Agenda:

- Model design quality
- Implementation quality
- Testing and documentation

Model Quality

- Model Design quality
 - Model Selection and Validation
 - Parameters Estimation
 - Verification
- Model Performance

Did I use the right model ?

Did I use the model right ?

Model Quality

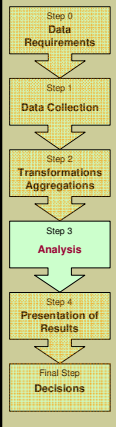
- Model Performance

Models predict observable events.

Outcomes can be compared to predictions leading to...

- Model Improvements
- Model Recalibration
- Model Rejection

leading to... higher process quality.



Step 0
Data Requirements

Step 1
Data Collection

Step 2
Transformations Aggregations

Step 3
Analysis

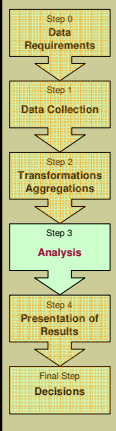
Step 4
Presentation of Results

Final Step
Decisions

Model Quality

Section Agenda:

- Model Design quality
- **Implementation quality**
- Testing and Documentation



Step 0
Data Requirements

Step 1
Data Collection

Step 2
Transformations Aggregations

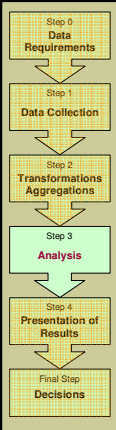
Step 3
Analysis

Step 4
Presentation of Results

Final Step
Decisions

Model Quality

- **Implementation quality**
 - Programming languages: C++, VBA, SQL
many books on good design patterns
 - Formulae in a Spreadsheet - also programming
no books on good design patterns
 - Need good software design to simplify:
 - Usage
 - Testing
 - Modifications / Improvements
 - **Recovery** ← (side benefit)



Step 0
Data Requirements

Step 1
Data Collection

Step 2
Transformations Aggregations

Step 3
Analysis

Step 4
Presentation of Results

Final Step
Decisions

Model Quality

Section Agenda:

- Model Design quality
- Implementation quality
- **Testing and Documentation**

Step 0
Data Requirements

Step 1
Data Collection

Step 2
Transformations Aggregations

Step 3
Analysis

Step 4
Presentation of Results

Final Step
Decisions

Model Quality

- Testing and Documentation
 - Validation
black-box treatment: comparing results with correct ones...
 - Verification
inside-the-box treatment: checking formulae...

1. Should be **integral** part of development
2. Should be performed **by outsiders**
3. Should be **well-documented**

AGENDA

- Introduction: how the “Actuarial IQ” paper came about
- Data Life Cycle: quality in every step
- **Data Management Best Practices**
- Conclusion and where to go for more information

Step 0
Data Requirements

Step 1
Data Collection


Step 2
Transformations Aggregations

Step 3
Analysis

Step 4
Presentation of Results

Final Step
Decisions

Actuarial Data Management



Bridge between data requirements, data collection, data transformation and aggregation, and data usage

Critical Data Management Issues

- **Appropriateness** of the collected data elements for the related analyses
- **Quality** of the collected statistical experience for the related analyses

Data Management Best Practices & Guiding Principles

1. Data must be fit for the intended business use:
 - Even high quality data when repurposed may result in lessened data quality
2. Data should be obtained from the authoritative and appropriate source:
 - Data should flow from underlying business processes – example, expecting claim adjusters to create injury diagnoses
 - Know your data sources and their data quality and data management processes

Data Management Best Practices & Guiding Principles

3. Common data elements must have a single documented definition and be supported by documented business rules:
 - B.I.: business intelligence, bodily injury, business interruption, ...
 - Incurred Loss: net as to deductible, net as to reinsurance, loss and expense, ...
4. Metadata must be readily available to all authorized users of the data:

Step 0
Data Requirements

Step 1
Data Collection

Step 2
Transformations Aggregations

Step 3
Analysis

Step 4
Presentation of Results

Final Step
Decisions

Data Management Best Practices & Guiding Principles

5. Data standards are key building blocks of DQ. Industry standards must be consulted and reviewed before a new data element is created:

- Common Insurance Terminology (i.e., provision vs. reserve; what is a claim)
- Coverage and Forms (i.e., motor vs. auto insurance)
- Process Standards: Application Forms, Report of Injury or Claim, Licensing, etc.

Step 0
Data Requirements

Step 1
Data Collection

Step 2
Transformations Aggregations

Step 3
Analysis

Step 4
Presentation of Results

Final Step
Decisions

Data Management Best Practices & Guiding Principles

- Solvency Standards – greatly impacting actuaries – Solvency II, RBC
- Data Exchange/Reporting Standards – external sources vs. internal data
- Data Quality Standards – industry DQ tools and report cards
- Data Element and Code List Definitions

Step 0
Data Requirements

Step 1
Data Collection

Step 2
Transformations Aggregations

Step 3
Analysis

Step 4
Presentation of Results

Final Step
Decisions

Benefits of Industry Data Standards

Data Management Best Practices & Guiding Principles

6. Data should have a steward responsible for

- defining the data,
- identifying and enforcing the business rules,
- reconciling the data to the benchmark source,
- assuring completeness, and
- managing data quality.

Data Management Best Practices & Guiding Principles


7. Data should be input only once and edited, validated, and corrected at the point of entry.

8. Data should be captured and stored as informational values, not codes.

9. Data must be readily available to all appropriate users and protected against inappropriate access and use.

AGENDA

- Introduction: how the “Actuarial IQ” paper came about
- Data Life Cycle: quality in every step
- Data Management Best Practices
- **Conclusion and where to go for more information**

PWC 2004 Study 

“The key is to understand the impact data is having on your business and do something about it.”

“Data quality is at the core – if you improve your data you will directly impact your overall business results.”

*Global Data Management Survey 2004,
PriceWaterhouseCoopers*

Conclusions

- Data Quality is a **core issue** affecting the **quality and usefulness** of the **actuarial work products**
- Data Quality is **not just about how data is coded**: the phrase “information quality” is coined to emphasize that **processes impact the quality of the final product**

Conclusions

- Ways to improve actuarial IQ discussed in the paper:
 - Applying **Data Quality principles**
 - Defining and using **Metadata**
 - **Measuring data quality** to track progress and awareness of quality audit
 - Using **Exploratory Data Analysis** to identify outliers and explore the structure of a dataset
 - Testing the quality of **actuarial models**
 - Clarifying actuarial **presentations and reports**
 - Employing IDMA's Data Management **best practices**

Conclusions

- Expanding actuaries' DQ perspective:
 - Data is a corporate asset that needs to be managed and **actuaries can play a role**
 - Data needs to be appropriate for **all** of its intended uses
 - Expand interpretation of data quality principles to support these broader perspectives

References

- **Actuarial Standard of Practice No. 23: Data Quality:**
http://www.actuarialstandardsboard.org/pdf/asops/asop023_097.pdf
- **CAS DMIC Data Quality White Paper:**
<http://www.casact.org/pubs/forum/97forum/97wf145.pdf>
- **Insurance Data Management Association:** www.idma.org

Author, Author...

This presentation is a publication of CAS
Data Management and Information Educational Materials Working Party:

- Keith P. Allen
- Robert Neil Campbell, *Chairperson*
- Louise A. Francis
- David Dennis Hudson
- Gary W. Knoble
- Rudy A. Palenik
- Aleksey Popelyukhin Ph.D.
- Virginia R. Prevosto
- Lijuan Zhang

CAS Data Management Educational Materials Working Party Publications

- **Book reviews** of data management and data quality texts in the *CAS Actuarial Review* starting with the August 2006 edition
- These reviews are combined and compared in “**Survey** of Data Management and Data Quality Texts,” *CAS Forum*, Winter 2007, www.casact.org

This presentation is based on our recently published **paper**:

- “**Actuarial IQ** (Information Quality)” published in the Winter 2008 edition of the *CAS Forum*: <http://www.casact.org/pubs/forum/08wforum/>
